



SEO & Marketing Report: Rank & Traffic (Monthly Comprehensive)

06/15/2015

Domain Statistics > Domain Analysis	1
Keyword Rank Performance	3
Primary Domain Keyword Rank Performance	3
Competition Analysis	4
Primary Domain vs. Competitor Rankings	4
Monthly Snapshot: Average Rank Progress	8
Landing Page Performance	11
Rank Performance > Landing Page Performance	11
Search Traffic Overview	14
Traffic Summary > Traffic Sources	16
Audience > Audience Geo Location	17

Domain Statistics > Domain Analysis

apple.com

IP Address
 17.251.200.70

Server

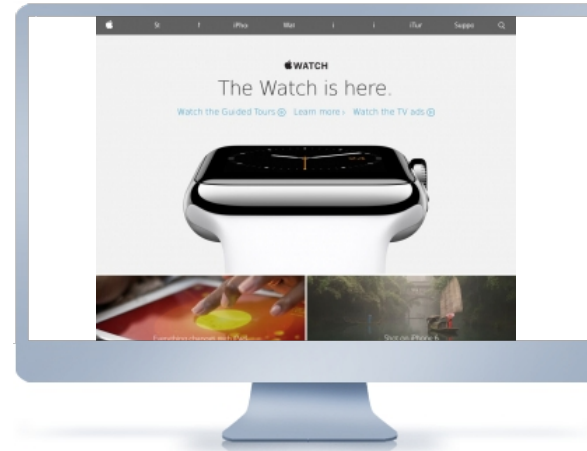
Creation Date
 02/19/1987

Expiration Date
 02/19/2020

DMOZ Listings
 292

Alexa Rank
45 ▼ (-1)

Delicious
 Bookmarks
 N/A

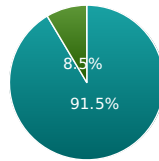


Google

PageRank
 9

Indexed Pages
 117,000

SI Ratio
 %8.55



Main index
 Supplemental index

Social Metrics

PlusOne

36,000

Tweets

1,189,834
 ▲ (+1,410)

Likes

578,027
 ▲ (+2,100)

Majestic

Backlinks
1,597,878,178 ▲
 (+21,272,815)

Ref. Domains
2,459,046 ▲
 (+20,172)

Gov
3,174,305
 ▲ (+82,198)

Citation Flow
92 ▼ (-2)

Referring Subnets
218,556 ▲ (+473)

Indexed Pages
78,457,206 ▼ (-6,026,939)

Referring IPs
859,496 ▲
 (+4,703)

Edu
4,437,256
 ▲ (+54,795)

Trust Flow
98

Ahrefs

Backlinks
1,560,026,795 ▲
 (+6,438,310)

Referring Pages
1,189,289,755 ▲
 (+5,126,644)

Gov
5,983,658
 ▼ (-63,734)
 Edu
19,291,832
 ▲ (+48,595)

dofollow
1,385,719,808 ▲
 (+5,781,093)

sitewide
197,231 ▼ (-12)

Indexed Pages
19,428,858 ▲ (+107)

Redirect
2,355,706 ▲
 (+18,361)

nofollow
162,686,537 ▲
 (+603,738)

not sitewide
1,559,829,564 ▲
 (+6,438,322)

Moz

Backlinks

Domain Authority

1,055,896

100

Ref. Domains
50,711

Page Authority
96

Keyword Rank Performance

This report provides a complete overview of your primary domain's keyword rank performance including:

Landing Page - the page on which the keyword ranked highest.

Baseline is the first rank recorded after the keyword was added to the rank tracking system.

Best Rank displays the highest rank a keyword has achieved since it was first tracked for the primary domain. Compare the best rank with current Rank and Baseline to gain rank insights.

Rank is the position the keyword scored in the search engine results on the last day of last month.

Monthly displays the monthly change in keyword rank position.

Overall Change is the difference between Baseline and current Rank.

Vol. displays the broad number of global searches in a month for the keyword.

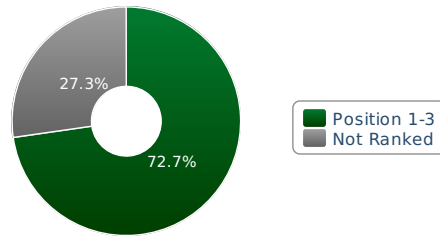
Primary Domain Keyword Rank Performance (05/31/2015)

KEYWORD PERFORMANCE

Keyword Change

Daily	-	-
Weekly	2 ▲ Went up	3 ▼ Went
Monthly	1 ▲ Went up	2 ▼ Went
Overall	12 ▲ Went up	11 ▼ Went

Keyword Positions



Gain & Loss

1st	22 Positions	10 ▲ Overall
2nd	2 Positions	-9 ▼ Overall
3rd	0 Positions	-
Top 10	24 Positions	-

Google USA (google.com) | apple.com

Landing Page	Keyword	Baseline	Best Rank	Rank	Monthly	Overall Change	Vol.
/	apple	1	1	1	-	-	80,000
/appletv/	apple tv	1	1	1	-	-	1,500,000
/ipod/	ipod	1	1	1	-	-	1,220,000
/iphone-6/	iphone 6	1	1	1	-	-	11,100,000
/us/buy-iphone/iphone6	iphone 6 plus	2	1	1	-	▲ +1 (2)	30
/watch/	apple watch	2	1	1	-	▲ +1 (2)	74,000
/apple-pay/	apple pay	2	1	1	-	▲ +1 (2)	590
/ios/	ios 8	2	1	1	-	▲ +1 (2)	673,000
	tablet	14	5	500+	N/A	▼ ? (14)	7,480,000
	tablet computer	14	6	500+	N/A	▼ ? (14)	90,500
	cell phone	18	17	500+	N/A	▼ ? (18)	90,500

🇺🇸 Google Mobile (google.com) apple.com							
Landing Page	Keyword	Baseline	Best Rank	Rank	Monthly	Overall Change	Vol.
/	apple	1	1	1	-	-	80,000
/ipod/	ipod	1	1	1	-	-	1,220,000
/us/buy-iphone/iphone6	iphone 6	7	1	1	-	▲ +6 (7)	11,100,000
/us/buy-iphone/iphone6	iphone 6 plus	2	1	1	-	▲ +1 (2)	30
/watch/	apple watch	2	1	1	▲ +1 (2)	▲ +1 (2)	74,000
/apple-pay/	apple pay	2	1	1	-	▲ +1 (2)	590
/appletv/	apple tv	1	1	2	▼ -1 (1)	▼ -1 (1)	1,500,000
/ios/	ios 8	1	1	2	▼ -1 (1)	▼ -1 (1)	673,000
	tablet	17	6	500+	N/A	▼ ? (17)	7,480,000
	tablet computer	17	15	500+	N/A	▼ ? (17)	90,500
	cell phone	21	19	500+	N/A	▼ ? (21)	90,500

🌐 Google (Global) (google.com) apple.com							
Landing Page	Keyword	Baseline	Best Rank	Rank	Monthly	Overall Change	Vol.
/	apple	1	1	1	-	-	80,000
/appletv/	apple tv	1	1	1	-	-	1,500,000
/ipod/	ipod	1	1	1	-	-	1,220,000
/iphone-6/	iphone 6	1	1	1	-	-	11,100,000
/us/buy-iphone/iphone6	iphone 6 plus	2	1	1	-	▲ +1 (2)	30
/watch/	apple watch	2	1	1	-	▲ +1 (2)	74,000
/apple-pay/	apple pay	2	1	1	-	▲ +1 (2)	590
/ios/	ios 8	2	1	1	-	▲ +1 (2)	673,000
	tablet	15	5	500+	N/A	▼ ? (15)	7,480,000
	tablet computer	20	16	500+	N/A	▼ ? (20)	90,500
	cell phone	21	10	500+	N/A	▼ ? (21)	90,500

Competition Analysis

Compare competitor's baseline rank, best rank and current rank for your keywords, along with monthly and overall rank change and keyword search volume.

Primary Domain vs. Competitor Rankings (05/31/2015)

🇺🇸 Google USA (google.com) laptop														
URL	Landing Page	Keyword	Baseline	Best Rank	Rank	Monthly	Overall Change	Vol.						

www.dell.com	/us/p/laptops	laptop	7	3	6	▲+1 (7)	▲+1 (7)	823,000	168	141	2,252	5	202	50
www.apple.com	/macbook-pro/	laptop	3	3	42	▼-12 (30)	▼-39 (3)	823,000	1.4k	7,604	54,096	578	2,212	138
www.samsung.com	/us/computer/laptops	laptop	22	17	52	▼-31 (21)	▼-30 (22)	823,000	200	389	211	3	19	6
www.asus.com	/Notebooks_Ultrabooks/Gaming_Pro...	laptop	59	18	61	▲+9 (70)	▼-2 (59)	823,000	0	8	122	0	0	0

🇺🇸 Google USA (google.com) | desktop computer

URL	Landing Page	Keyword	Baseline	Best Rank	Rank	Monthly	Overall Change	Vol.	+	🐦	f	in	📌	🎵
www.dell.com	/us/p/desktops	desktop computer	8	3	5	▲+1 (6)	▲+3 (8)	18,100	76	15	846	2	0	0
store.apple.com	🔒 /us/buy-mac/imac	desktop computer	19	4	19	▲+9 (28)	-	18,100	72	245	2,875	2	265	0
www.asus.com	/us/Desktops/	desktop computer	46	17	42	▼-5 (37)	▲+4 (46)	18,100	0	3	0	0	1	0
samsung.com		desktop computer	64	30	500+	N/A	▼? (64)	18,100	N/A	N/A	N/A	N/A	N/A	N/A

🇺🇸 Google USA (google.com) | personal computers

URL	Landing Page	Keyword	Baseline	Best Rank	Rank	Monthly	Overall Change	Vol.	+	🐦	f	in	📌	🎵
www.samsung.com	/hk_en/consumer/computer-periphe...	personal computers	16	7	38	▲+9 (47)	▼-22 (16)	2,400	4	0	0	0	0	0
www.dell.com	/in/p/	personal computers	45	23	90	▲+4 (94)	▼-45 (45)	2,400	35	7	202	0	0	0
apple.com		personal computers	54	30	500+	▼? (188)	▼? (54)	2,400	N/A	N/A	N/A	N/A	N/A	N/A
asus.com		personal computers	331	236	500+	N/A	▼? (331)	2,400	N/A	N/A	N/A	N/A	N/A	N/A

🇺🇸 Google USA (google.com) | tablet

URL	Landing Page	Keyword	Baseline	Best Rank	Rank	Monthly	Overall Change	Vol.	+	🐦	f	in	📌	🎵
www.asus.com	/us/Phones/ASUS_PadFone_X_US/	tablet	63	8	8	▲+71 (79)	▲+55 (63)	7,480,000	4	7	76	0	0	0
www.samsung.com	/us/mobile/galaxy-tab/	tablet	22	3	11	▲+2 (13)	▲+11 (22)	7,480,000	2.5k	2,371	288	35	4	45
www.dell.com	/us/p/dell-tablets	tablet	53	17	82	▼-10 (72)	▼-29 (53)	7,480,000	23	8	39	1	0	1
apple.com		tablet	14	5	500+	N/A	▼? (14)	7,480,000	N/A	N/A	N/A	N/A	N/A	N/A

🇺🇸 Google USA (google.com) | tablet computer

URL	Landing Page	Keyword	Baseline	Best Rank	Rank	Monthly	Overall Change	Vol.	+	🐦	f	in	📌	🎵
www.samsung.com	/us/computer/pcs/	tablet computer	13	5	17	▼-4 (13)	▼-4 (13)	90,500	847	79	9	0	0	0
www.dell.com	/us/p/dell-tablets	tablet computer	44	15	22	▼-3 (19)	▲+22 (44)	90,500	23	8	39	1	0	1
www.asus.com	🔒 /Tablets_Mobile/Eee_Slate_EP121/	tablet computer	39	24	90	▲+8 (98)	▼-51 (39)	90,500	102	11	20	3	0	0
apple.com		tablet computer	14	6	500+	N/A	▼? (14)	90,500	N/A	N/A	N/A	N/A	N/A	N/A

🇺🇸 Google USA (google.com) | cell phone

URL	Landing Page	Keyword	Baseline	Best Rank	Rank	Monthly	Overall Change	Vol.						
www.samsung.com	/us/mobile/cell-phones	cell phone	15	5	11	-	▲ +4 (15)	90,500	800k	874	616	23	115	11
apple.com		cell phone	18	17	500+	N/A	▼ ? (18)	90,500	N/A	N/A	N/A	N/A	N/A	N/A
dell.com		cell phone	N/A	N/A	500+	N/A	N/A	90,500	N/A	N/A	N/A	N/A	N/A	N/A
asus.com		cell phone	N/A	N/A	500+	N/A	N/A	90,500	N/A	N/A	N/A	N/A	N/A	N/A

Google Mobile (google.com) | laptop

URL	Landing Page	Keyword	Baseline	Best Rank	Rank	Monthly	Overall Change	Vol.						
www.dell.com	/us/p/laptops	laptop	7	4	7	▼ -1 (6)	-	823,000	168	141	2,252	5	202	50
www.samsung.com	/us/computer/laptops	laptop	24	16	45	▼ -25 (20)	▼ -21 (24)	823,000	200	389	211	3	19	6
www.asus.com	/Notebooks_Ultrabooks/Gaming_Pro...	laptop	59	22	51	▲ +16 (67)	▲ +8 (59)	823,000	0	8	122	0	0	0
www.apple.com	/macbook-pro/	laptop	12	11	72	▼ -22 (50)	▼ -60 (12)	823,000	1.4k	7,604	54,096	578	2,212	138

Google Mobile (google.com) | desktop computer

URL	Landing Page	Keyword	Baseline	Best Rank	Rank	Monthly	Overall Change	Vol.						
www.dell.com	/us/p/desktops	desktop computer	8	4	5	▲ +2 (7)	▲ +3 (8)	18,100	76	15	846	2	0	0
www.asus.com	/Desktops/M70AD/	desktop computer	47	18	35	▲ +1 (36)	▲ +12 (47)	18,100	18	52	180	1	1	0
store.apple.com	/us/buy-mac/imac	desktop computer	22	11	37	▼ -10 (27)	▼ -15 (22)	18,100	72	245	2,875	2	265	0
samsung.com		desktop computer	68	29	500+	N/A	▼ ? (68)	18,100	N/A	N/A	N/A	N/A	N/A	N/A

Google Mobile (google.com) | personal computers

URL	Landing Page	Keyword	Baseline	Best Rank	Rank	Monthly	Overall Change	Vol.						
www.samsung.com	/hk_en/consumer/computer-periphe...	personal computers	17	7	32	▲ +3 (35)	▼ -15 (17)	2,400	4	0	0	0	0	0
apple.com		personal computers	54	29	500+	N/A	▼ ? (54)	2,400	N/A	N/A	N/A	N/A	N/A	N/A
dell.com		personal computers	45	24	500+	N/A	▼ ? (45)	2,400	N/A	N/A	N/A	N/A	N/A	N/A
asus.com		personal computers	N/A	N/A	500+	N/A	N/A	2,400	N/A	N/A	N/A	N/A	N/A	N/A

Google Mobile (google.com) | tablet

URL	Landing Page	Keyword	Baseline	Best Rank	Rank	Monthly	Overall Change	Vol.						
www.samsung.com	/us/mobile/galaxy-tab/	tablet	25	7	9	▲ +1 (10)	▲ +16 (25)	7,480,000	2.5k	2,371	288	35	4	45
www.asus.com	/us/Tablets/ASUS_Transformer_Pad...	tablet	65	17	73	▲ +10 (83)	▼ -8 (65)	7,480,000	3	20	1	0	0	0
www.dell.com	/us/p/dell-tablets	tablet	42	17	109	N/A	▼ -67 (42)	7,480,000	23	8	39	1	0	1
apple.com		tablet	17	6	500+	N/A	▼ ? (17)	7,480,000	N/A	N/A	N/A	N/A	N/A	N/A

Google Mobile (google.com) | tablet computer

URL	Landing Page	Keyword	Baseline	Best Rank	Rank	Monthly	Overall Change	Vol.						
www.samsung.com	/us/computer/pcs/	tablet computer	16	5	14	-	▲ +2 (16)	90,500	847	79	9	0	0	0
www.dell.com	/us/p/dell-tablets	tablet computer	43	18	38	▲ +6 (44)	▲ +5 (43)	90,500	23	8	39	1	0	1
www.asus.com	/Tablets_Mobile/Eee_Slate_EP121/	tablet computer	59	19	76	▼ -5 (71)	▼ -17 (59)	90,500	102	11	20	3	0	0
apple.com		tablet computer	17	15	500+	N/A	▼ ? (17)	90,500	N/A	N/A	N/A	N/A	N/A	N/A

Google Mobile (google.com) | cell phone

URL	Landing Page	Keyword	Baseline	Best Rank	Rank	Monthly	Overall Change	Vol.						
www.samsung.com	/us/mobile/cell-phones	cell phone	18	4	9	-	▲ +9 (18)	90,500	800k	874	616	23	115	11
apple.com		cell phone	21	19	500+	N/A	▼ ? (21)	90,500	N/A	N/A	N/A	N/A	N/A	N/A
dell.com		cell phone	1	1	500+	N/A	▼ ? (1)	90,500	N/A	N/A	N/A	N/A	N/A	N/A
asus.com		cell phone	N/A	N/A	500+	N/A	N/A	90,500	N/A	N/A	N/A	N/A	N/A	N/A

Monthly Snapshot: Average Rank Progress




























Google USA (google.com) apple.com										
SE	URL	Keyword	Vol.	Dec 2014	Jan 2015	Feb 2015	Mar 2015	Apr 2015	May 2015	Change
	www.apple.com	ios 8	673,000	1	1	1	1	1	1	-
	www.apple.com	apple pay	590	1	1	1	1	1	1	-
	www.apple.com	apple watch	74,000	1	1	1	1	1	1	-
	store.apple.com	iphone 6 plus	30	1	1	1	1	1	1	-
	www.apple.com	iphone 6	11,100,000	1	1	1	1	1	1	-
	www.apple.com	ipod	1,220,000	1	1	1	1	1	1	-
	www.apple.com	imac	673,000	1	1	1	1	1	1	-
	www.apple.com	macbook air	823,000	1	1	1	1	1	1	-
	www.apple.com	macbook pro	1,000,000	1	1	1	1	1	1	-
	www.apple.com	mac mini	301,000	1	1	1	1	1	1	-
	store.apple.com	ipad mini 2	673,000	1	1	1	1	1	1	-
	www.apple.com	ipad air	1,900	1	1	1	1	1	1	-
	store.apple.com	iphone 5s	2,240,000	1	1	1	1	1	1	-
	store.apple.com	apple 5s	49,500	1	1	1	1	1	1	-
	www.apple.com	apple ios 7	90,500	1	1	1	1	1	1	-
	www.apple.com	itunes	11,100,000	1	1	1	1	1	1	-
	www.apple.com	apple tv	1,500,000	1	1	1	1	1	1	-
	store.apple.com	ipad mini	4,090,000	1	1	1	1	1	1	-
	www.apple.com	iphone	124,000,000	1	1	1	1	1	1	-
	www.apple.com	ipad	3,350,000	1	1	1	1	1	1	-
	www.apple.com	apple	80,000	1	1	1	1	1	1	-
	www.apple.com	mobile phone	74,000	221	191	224	205	182	N/A	-
	manuals.info.apple.com	tablet	7,480,000	223	214	271	187	193	165	▲ (+59)
	store.apple.com	laptop	823,000	84	44	84	50	38	40	▲ (+44)
	store.apple.com	desktop computer	18,100	20	19	17	18	17	19	▲ (+1)
	www.apple.com	mac	2,240,000	2	2	2	1	1	1	▲ (+1)
	apple.com	cell phone	90,500	N/A	350	N/A	N/A	N/A	N/A	N/A
	apple.com	tablet computer	90,500	N/A	N/A	N/A	N/A	185	199	N/A
	www.apple.com	macintosh computer	1,600	1	1	1	2	2	2	▼ (-1)
	www.apple.com	personal computers	2,400	92	92	231	202	224	197	▼ (-105)

Google Mobile (google.com) | apple.com

SE	URL	Keyword	Vol.	Dec 2014	Jan 2015	Feb 2015	Mar 2015	Apr 2015	May 2015	Change
	www.apple.com	iphone 6	11,100,000	1	1	1	1	1	1	-
	www.apple.com	ipod	1,220,000	1	1	1	1	1	1	-
	www.apple.com	imac	673,000	1	1	1	1	1	1	-
	www.apple.com	macbook pro	1,000,000	1	1	1	1	1	1	-
	www.apple.com	mac mini	301,000	1	1	1	1	1	1	-
	www.apple.com	ipad air	1,900	1	1	1	1	1	1	-
	store.apple.com	iphone 5s	2,240,000	1	1	1	1	1	1	-
	store.apple.com	apple 5s	49,500	1	1	1	1	1	1	-
	www.apple.com	apple ios 7	90,500	1	1	1	1	1	1	-
	www.apple.com	itunes	11,100,000	1	1	1	1	1	1	-
	store.apple.com	ipad mini	4,090,000	1	1	1	1	1	1	-
	www.apple.com	ipad	3,350,000	1	1	1	1	1	1	-
	www.apple.com	apple	80,000	1	1	1	1	1	1	-
	www.apple.com	personal computers	2,400	83	71	N/A	N/A	N/A	N/A	-
	store.apple.com	laptop	823,000	93	51	88	51	42	63	▲ (+30)
	www.apple.com	mac	2,240,000	2	2	2	1	1	1	▲ (+1)
	store.apple.com	iphone 6 plus	30	1	1	1	1	1	1	▲ (+0)
	www.apple.com	apple pay	590	1	1	1	1	1	1	▲ (+0)
	store.apple.com	ipad mini 2	673,000	1	1	1	1	1	1	▲ (+0)
	www.apple.com	apple watch	74,000	1	1	1	1	1	1	▲ (+0)
	www.apple.com	macbook air	823,000	1	1	1	1	1	1	▲ (+0)
	apple.com	cell phone	90,500	N/A	N/A	N/A	N/A	N/A	83	N/A
	apple.com	tablet computer	90,500	N/A	N/A	N/A	N/A	N/A	N/A	N/A
	apple.com	tablet	7,480,000	N/A	N/A	N/A	N/A	N/A	N/A	N/A
	apple.com	mobile phone	74,000	N/A	115	N/A	N/A	74	N/A	N/A
	www.apple.com	ios 8	673,000	1	1	1	1	1	1	▼ (-0)
	www.apple.com	iphone	124,000,000	1	1	1	1	1	1	▼ (-0)
	www.apple.com	apple tv	1,500,000	1	1	1	1	1	1	▼ (-0)
	www.apple.com	macintosh computer	1,600	1	1	2	2	2	2	▼ (-1)
	store.apple.com	desktop computer	18,100	23	20	18	18	23	32	▼ (-9)

Google (Global) (google.com) | apple.com

SE	URL	Keyword	Vol.	Dec 2014	Jan 2015	Feb 2015	Mar 2015	Apr 2015	May 2015	Change
	www.apple.com	ios 8	673,000	1	1	1	1	1	1	-
	www.apple.com	apple pay	590	1	1	1	1	1	1	-
	www.apple.com	apple watch	74,000	1	1	1	1	1	1	-

	store.apple.com	iphone 6 plus	30	1	1	1	1	1	1	-
	www.apple.com	iphone 6	11,100,000	1	1	1	1	1	1	-
	www.apple.com	ipod	1,220,000	1	1	1	1	1	1	-
	www.apple.com	imac	673,000	1	1	1	1	1	1	-
	www.apple.com	macbook air	823,000	1	1	1	1	1	1	-
	www.apple.com	macbook pro	1,000,000	1	1	1	1	1	1	-
	www.apple.com	mac mini	301,000	1	1	1	1	1	1	-
	store.apple.com	ipad mini 2	673,000	1	1	1	1	1	1	-
	www.apple.com	ipad air	1,900	1	1	1	1	1	1	-
	store.apple.com	iphone 5s	2,240,000	1	1	1	1	1	1	-
	store.apple.com	apple 5s	49,500	1	1	1	1	1	1	-
	www.apple.com	apple ios 7	90,500	1	1	1	1	1	1	-
	www.apple.com	itunes	11,100,000	1	1	1	1	1	1	-
	store.apple.com	ipad mini	4,090,000	1	1	1	1	1	1	-
	www.apple.com	iphone	124,000,000	1	1	1	1	1	1	-
	www.apple.com	ipad	3,350,000	1	1	1	1	1	1	-
	www.apple.com	apple	80,000	1	1	1	1	1	1	-
	manuals.info.apple.com	tablet	7,480,000	227	228	274	252	225	188	▲ (+39)
	store.apple.com	laptop	823,000	69	76	102	64	46	46	▲ (+23)
	store.apple.com	desktop computer	18,100	31	40	30	26	25	27	▲ (+4)
	www.apple.com	mac	2,240,000	2	2	2	2	1	1	▲ (+1)
	apple.com	cell phone	90,500	N/A	361	296	N/A	N/A	N/A	N/A
	apple.com	tablet computer	90,500	N/A	N/A	N/A	178	N/A	207	N/A
	apple.com	mobile phone	74,000	N/A	N/A	225	205	N/A	207	N/A
	www.apple.com	apple tv	1,500,000	1	1	1	1	1	1	▼ (-0)
	www.apple.com	macintosh computer	1,600	1	1	2	2	2	2	▼ (-1)
	www.apple.com	personal computers	2,400	82	N/A	273	243	210	200	▼ (-118)

Landing Page Performance

This report provides an analysis of keyword rank distribution, social signals and backlink metrics for the best ranking landing pages.

Rank Performance > Landing Page Performance (05/31/2015)





















































































Google USA (google.com) apple.com															
SE	Landing Page	Rank 1-3	Rank 4-10	Rank 11-20	Rank 21-50	Rank 50+	Total Vol.								
	/us/buy-iphone/iphone5s	2	0	0	0	0	2,289,500	195	1,723 ▲ (+1)	15,238	7	603 ▼ (-2)	7	9,901 ▲ (+289)	82 ▼ (-2)
	/ios/	2	0	0	0	0	763,500	6.7k	8,879 ▲ (+3)	75,956	1,082	138	334	92,766 ▲ (+936)	92 ▼ (-2)
	/mac/	2	0	0	0	0	2,241,600	3.7k	5,948 ▲ (+4)	21,186 ▲ (+600)	816 ▲ (+1)	1,960 ▼ (-1)	2,853	147,185 ▲ (+3,246)	94 ▼ (-1)
	/ipad-air-2/	1	0	0	0	0	1,900	316	2,553 ▲ (+1)	4,566 ▲ (+15)	86	0	1	6,695 ▲ (+65)	87 ▼ (-2)
	/us/buy-iphone/iphone6	1	0	0	0	0	30	289 ▼ (-4)	864 ▲ (+5)	14,245	44	5,848 ▲ (+182)	1	71,823 ▲ (+5,608)	85 ▼ (-2)
	/ipad-mini-3/	1	0	0	0	0	4,090,000	754 ▼ (-165)	168	781 ▲ (+6)	9	0	0	35,566 ▲ (+229)	87 ▼ (-2)
	/us/buy-ipad/ipad-mini-2	1	0	0	0	0	673,000	31	3	270	0	0	0	704 ▲ (+25)	80 ▼ (-2)
	/apple-pay/	1	0	0	0	0	590	706 ▲ (+34)	991 ▲ (+10)	5,281 ▲ (+10)	790	0	1	12,239 ▼ (-480)	87 ▼ (-2)
	/watch/	1	0	0	0	0	74,000	1.1k	32,663 ▲ (+25)	130,022 ▲ (+300)	1,478 ▲ (+2)	931 ▼ (-8)	4	123,988 ▲ (+1,136)	92 ▼ (-1)
	/iphone-6/	1	0	0	0	0	11,100,000	424 ▲ (+4)	6,533 ▲ (+5)	56,901 ▲ (+400)	569	71 ▲ (+1)	15	26,864 ▲ (+103)	89 ▼ (-1)
	/ipod/	1	0	0	0	0	1,220,000	633	2,403 ▲ (+14)	17,977	42	838	14,762	188,392 ▲ (+2,157)	93 ▼ (-1)
	/itunes/	1	0	0	0	0	11,100,000	6.6k	62,115 ▲ (+168)	72,045 ▲ (+400)	1,648 ▲ (+1)	1,296 ▼ (-5)	3,724	2,063,605 ▲ (+5,287)	95 ▼ (-0)
	/imac/	1	0	0	0	0	673,000	466 ▼ (-7)	7,863 ▲ (+2)	99,815 ▲ (+100)	809	7,990 ▲ (+94)	4,472	110,380 ▲ (+243)	91 ▼ (-1)
	/mac-mini/	1	0	0	0	0	301,000	413	524	4,132	32	101 ▼ (-1)	0	26,323 ▲ (+127)	88 ▼ (-1)
	/appletv/	1	0	0	0	0	1,500,000	327	3,029 ▲ (+2)	23,175	235	2,361 ▼ (-1)	1,910	172,822 ▲ (+2,409)	91 ▼ (-1)
	/macbook-air/	1	0	0	0	0	823,000	1.1k	971 ▲ (+1)	8,273	557	779 ▼ (-4)	4	10,971 ▼ (-576)	88 ▼ (-1)
	/iphone/	1	0	0	0	0	124,000,000	6.5k	56,224 ▲ (+17)	520,086	1,846	16,696 ▼ (-18)	10,251	1,195,295 ▲ (+15,125)	95 ▼ (-1)
	/macbook-pro/	1	0	0	1	0	1,823,000	1.4k	7,604 ▲ (+5)	54,096 ▲ (+100)	578 ▲ (+1)	2,212 ▲ (+1)	138	523,674 ▲ (+18,775)	93 ▼ (-1)
	/ipad/	1	0	0	0	0	3,350,000	3k	37,195 ▲ (+4)	511,574 ▲ (+100)	14,785	11,893 ▼ (-8)	2,451	534,231 ▲ (+9,375)	95 ▼ (-1)
	/	1	0	0	0	0	80,000	36k	1,190,836 ▲ (+1,709)	579,527 ▲ (+1,800)	113 ▲ (+7)	21,357 ▲ (+186)	43,035	8,290,604 ▲ (+162,755)	96 ▼ (-0)
	/us/buy-mac/imac	0	0	1	0	0	18,100	72 ▼ (-1)	245	2,875 ▲ (+13)	2	265	0	3,357 ▲ (+345)	79 ▼ (-3)
	Summary for Pages Not Ranked	0	0	0	0	0	7,737,400	N/A	N/A	N/A	N/A	N/A	N/A	N/A	N/A

Google Mobile (google.com) apple.com															
SE	Landing Page	Rank	Rank	Rank	Rank	Rank	Total Vol.								

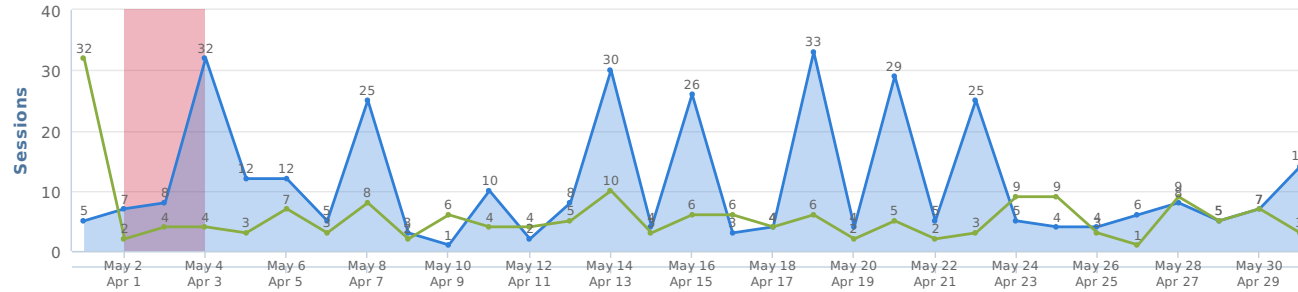
SE	Landing Page	1-3	4-10	11-20	21-50	50+	Total Vol.	🍏	🐦	📘	🌐	📌	📺	MAESTIC	📊
🇺🇸	/us/buy-iphone/iphone6	2 ▲ (+1)	0	0	0	0	11,100,030	289 ▼ (-4)	864 ▲ (+5)	14,245	44	5,848 ▲ (+182)	1	71,823 ▲ (+5,608)	85 ▼ (-2)
🇺🇸	/us/buy-iphone/iphone5s	2	0	0	0	0	2,289,500	195	1,723 ▲ (+1)	15,238	7	603 ▼ (-2)	7	9,901 ▲ (+289)	82 ▼ (-2)
🇺🇸	/ios/	2	0	0	0	0	763,500	6.7k	8,879 ▲ (+3)	75,956	1,082	138	334	92,766 ▲ (+936)	92 ▼ (-2)
🇺🇸	/mac/	2	0	0	0	0	2,241,600	3.7k	5,948 ▲ (+4)	21,186 ▲ (+600)	816 ▲ (+1)	1,960 ▼ (-1)	2,853	147,185 ▲ (+3,246)	94 ▼ (-1)
🇺🇸	/ipad-air-2/	1	0	0	0	0	1,900	316	2,553 ▲ (+1)	4,566 ▲ (+15)	86	0	1	6,695 ▲ (+65)	87 ▼ (-2)
🇺🇸	/ipad-mini-3/	1	0	0	0	0	4,090,000	754 ▼ (-165)	168	781 ▲ (+6)	9	0	0	35,566 ▲ (+229)	87 ▼ (-2)
🇺🇸	/us/buy-ipad/ipad-mini-2	1	0	0	0	0	673,000	31	3	270	0	0	0	704 ▲ (+25)	80 ▼ (-2)
🇺🇸	/apple-pay/	1	0	0	0	0	590	706 ▲ (+34)	991 ▲ (+10)	5,281 ▲ (+10)	790	0	1	12,239 ▼ (-480)	87 ▼ (-2)
🇺🇸	/watch/	1	0	0	0	0	74,000	1.1k	32,663 ▲ (+25)	130,022 ▲ (+300)	1,478 ▲ (+2)	931 ▼ (-8)	4	123,988 ▲ (+1,136)	92 ▼ (-1)
🇺🇸	/ipod/	1	0	0	0	0	1,220,000	633	2,403 ▲ (+14)	17,977	42	838	14,762	188,392 ▲ (+2,157)	93 ▼ (-1)
🇺🇸	/itunes/	1	0	0	0	0	11,100,000	6.6k	62,115 ▲ (+168)	72,045 ▲ (+400)	1,648 ▲ (+1)	1,296 ▼ (-5)	3,724	2,063,605 ▲ (+5,287)	95 ▼ (-0)
🇺🇸	/imac/	1	0	0	0	0	673,000	466 ▼ (-7)	7,863 ▲ (+2)	99,815 ▲ (+100)	809	7,990 ▲ (+94)	4,472	110,380 ▲ (+243)	91 ▼ (-1)
🇺🇸	/mac-mini/	1	0	0	0	0	301,000	413	524	4,132	32	101 ▼ (-1)	0	26,323 ▲ (+127)	88 ▼ (-1)
🇺🇸	/appletv/	1	0	0	0	0	1,500,000	327	3,029 ▲ (+2)	23,175	235	2,361 ▼ (-1)	1,910	172,822 ▲ (+2,409)	91 ▼ (-1)
🇺🇸	/macbook-air/	1	0	0	0	0	823,000	1.1k	971 ▲ (+1)	8,273	557	779 ▼ (-4)	4	10,971 ▼ (-576)	88 ▼ (-1)
🇺🇸	/iphone/	1	0	0	0	0	124,000,000	6.5k	56,224 ▲ (+17)	520,086	1,846	16,696 ▼ (-18)	10,251	1,195,295 ▲ (+15,125)	95 ▼ (-1)
🇺🇸	/macbook-pro/	1	0	0	0	1	1,823,000	1.4k	7,604 ▲ (+5)	54,096 ▲ (+100)	578 ▲ (+1)	2,212 ▲ (+1)	138	523,674 ▲ (+18,775)	93 ▼ (-1)
🇺🇸	/ipad/	1	0	0	0	0	3,350,000	3k	37,195 ▲ (+4)	511,574 ▲ (+100)	14,785	11,893 ▼ (-8)	2,451	534,231 ▲ (+9,375)	95 ▼ (-1)
🇺🇸	/	1	0	0	0	0	80,000	36k	1,190,836 ▲ (+1,709)	579,527 ▲ (+1,800)	113 ▲ (+7)	21,357 ▲ (+186)	43,035	8,290,604 ▲ (+162,755)	96 ▼ (-0)
🇺🇸	/us/buy-mac/imac	0	0	0	1	0	18,100	72 ▼ (-1)	245	2,875 ▲ (+13)	2	265	0	3,357 ▲ (+345)	79 ▼ (-3)
🇺🇸	Summary for Pages Not Ranked	0	0	0	0	0	7,737,400	N/A	N/A	N/A	N/A	N/A	N/A	N/A	N/A

🇺🇸 Google (Global) (google.com) | apple.com

SE	Landing Page	Rank 1-3	Rank 4-10	Rank 11-20	Rank 21-50	Rank 50+	Total Vol.	🍏	🐦	📘	🌐	📌	📺	MAESTIC	📊 PA
🇺🇸	/us/buy-iphone/iphone5s	2	0	0	0	0	2,289,500	195	1,723 ▲ (+1)	15,238	7	603 ▼ (-2)	7	9,901 ▲ (+289)	82 ▼ (-2)
🇺🇸	/ios/	2	0	0	0	0	763,500	6.7k	8,879 ▲ (+3)	75,956	1,082	138	334	92,766 ▲ (+936)	92 ▼ (-2)
🇺🇸	/mac/	2	0	0	0	0	2,241,600	3.7k	5,948 ▲ (+4)	21,186 ▲ (+600)	816 ▲ (+1)	1,960 ▼ (-1)	2,853	147,185 ▲ (+3,246)	94 ▼ (-1)
🇺🇸	/ipad-air-2/	1	0	0	0	0	1,900	316	2,553 ▲ (+1)	4,566 ▲ (+15)	86	0	1	6,695 ▲ (+65)	87 ▼ (-2)
🇺🇸	/us/buy-iphone/iphone6	1	0	0	0	0	30	289 ▼ (-4)	864 ▲ (+5)	14,245	44	5,848 ▲ (+182)	1	71,823 ▲ (+5,608)	85 ▼ (-2)
🇺🇸	/ipad-mini-3/	1	0	0	0	0	4,090,000	754 ▼ (-165)	168	781 ▲ (+6)	9	0	0	35,566 ▲ (+229)	87 ▼ (-2)
🇺🇸	/us/buy-ipad/ipad-mini-2	1	0	0	0	0	673,000	31	3	270	0	0	0	704 ▲ (+25)	80 ▼ (-2)
🇺🇸	/apple-pay/	1	0	0	0	0	590	706 ▲ (+34)	991 ▲ (+10)	5,281 ▲ (+10)	790	0	1	12,239 ▼ (-480)	87 ▼ (-2)
🇺🇸	/watch/	1	0	0	0	0	74,000	1.1k	32,663 ▲ (+25)	130,022 ▲ (+300)	1,478 ▲ (+2)	931 ▼ (-8)	4	123,988 ▲ (+1,136)	92 ▼ (-1)

	<input type="checkbox"/>	/iphone-6/						11,100,000	424 ▲ (+4)	6,533 ▲ (+5)	56,901 ▲ (+400)	569	71 ▲ (+1)	15	26,864 ▲ (+103)	89 ▼ (-1)
	<input type="checkbox"/>	/ipod/						1,220,000	633	2,403 ▲ (+14)	17,977	42	838	14,762	188,392 ▲ (+2,157)	93 ▼ (-1)
	<input type="checkbox"/>	/itunes/						11,100,000	6.6k	62,115 ▲ (+168)	72,045 ▲ (+400)	1,648 ▲ (+1)	1,296 ▼ (-5)	3,724	2,063,605 ▲ (+5,287)	95 ▼ (-0)
	<input type="checkbox"/>	/imac/						673,000	466 ▼ (-7)	7,863 ▲ (+2)	99,815 ▲ (+100)	809	7,990 ▲ (+94)	4,472	110,380 ▲ (+243)	91 ▼ (-1)
	<input type="checkbox"/>	/mac-mini/						301,000	413	524	4,132	32	101 ▼ (-1)	0	26,323 ▲ (+127)	88 ▼ (-1)
	<input type="checkbox"/>	/appletv/						1,500,000	327	3,029 ▲ (+2)	23,175	235	2,361 ▼ (-1)	1,910	172,822 ▲ (+2,409)	91 ▼ (-1)
	<input type="checkbox"/>	/macbook-air/						823,000	1.1k	971 ▲ (+1)	8,273	557	779 ▼ (-4)	4	10,971 ▼ (-576)	88 ▼ (-1)
	<input type="checkbox"/>	/iphone/						124,000,000	6.5k	56,224 ▲ (+17)	520,086	1,846	16,696 ▼ (-18)	10,251	1,195,295 ▲ (+15,125)	95 ▼ (-1)
	<input type="checkbox"/>	/macbook-pro/						1,823,000	1.4k	7,604 ▲ (+5)	54,096 ▲ (+100)	578 ▲ (+1)	2,212 ▲ (+1)	138	523,674 ▲ (+18,775)	93 ▼ (-1)
	<input type="checkbox"/>	/ipad/						3,350,000	3k	37,195 ▲ (+4)	511,574 ▲ (+100)	14,785	11,893 ▼ (-8)	2,451	534,231 ▲ (+9,375)	95 ▼ (-1)
	<input type="checkbox"/>	/						80,000	36k	1,190,836 ▲ (+1,709)	579,527 ▲ (+1,800)	113 ▲ (+7)	21,357 ▲ (+186)	43,035	8,290,604 ▲ (+162,755)	96 ▼ (-0)
	<input type="checkbox"/>	/recycling/ipod-cell-phone/						74,000	5	64	311	3	0	86	1,129 ▲ (+359)	78
	<input type="checkbox"/>	/us/buy-mac/imac						18,100	72 ▼ (-1)	245	2,875 ▲ (+13)	2	265	0	3,357 ▲ (+345)	79 ▼ (-3)
	<input type="checkbox"/>	Summary for Pages Not Ranked						7,663,400	N/A	N/A	N/A	N/A	N/A	N/A	N/A	N/A

May 01, 2015 - May 31, 2015
 compared to: Mar 31, 2015 - Apr 30, 2015



Traffic Overview

Visits
346
 Previous: 177 ▲ (+95.48%)

Users
337
 Previous: 162 ▲ (+108.02%)

Page Views
388
 Previous: 237 ▲ (+63.71%)

Pages/Session
1.12
 Previous: 1.34 ▼ (-16.25%)

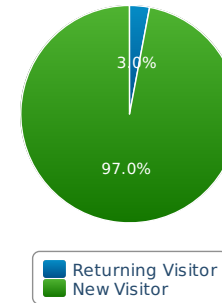
Avg. Time on Site
0:00:22
 Previous: 0:00:31 ▼ (-28.43%)

Bounce Rate
79.77%
 Previous: 79.10% ▼ (-0.85%)

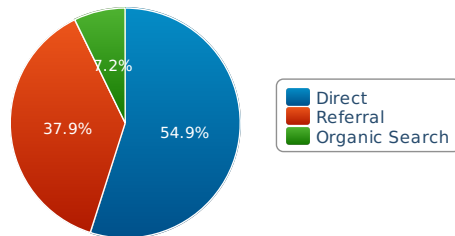
New Users
96.82%
 Previous: 89.27% ▲ (+8.46%)

Goal Completions
N/A

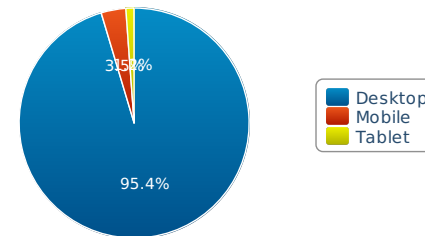
Goal Conversion
0.00%
 Previous: 0.00%



Top Channels



Device Overview



Search Traffic Overview (cont.) In order to provide you with a real life example, the Site and Search Referral table is being displayed as an image with customer identifiable data be blurred. The template is set to display the top 10 referrals, but can be modified to display up to 50 results for each site referrals and search keywords.

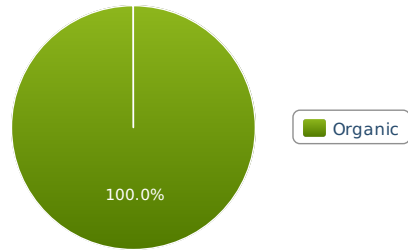
87 Site Referrals

Top Referrers		
↕ Source	↕ %	↳ Visits
google	76.69%	6,609
(direct)	10.20%	879
yahoo	6.15%	530
bing	2.46%	212
[blurred]	0.64%	55
[blurred]	0.38%	33
[blurred]	0.23%	20
[blurred]	0.22%	19
[blurred]	0.21%	18
[blurred]	0.19%	16

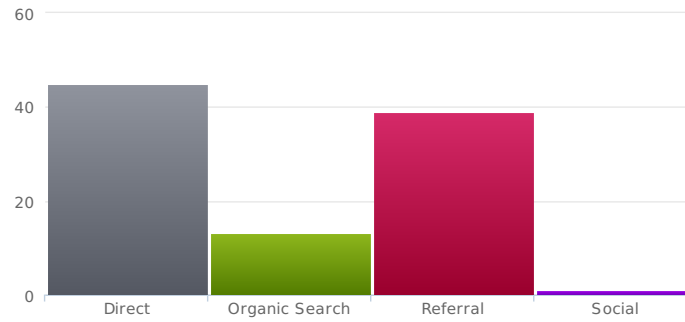
1026 Search Referrals

Top Keywords		
↕ Keyword	↕ %	↳ Visits
(not provided)	30.97%	2284
[blurred]	3.68%	271
[blurred]	2.03%	150
[blurred]	1.71%	126
[blurred]	1.57%	116
[blurred]	1.18%	87
[blurred]	1.15%	85
[blurred]	1.10%	81
[blurred]	1.07%	79
[blurred]	0.90%	66

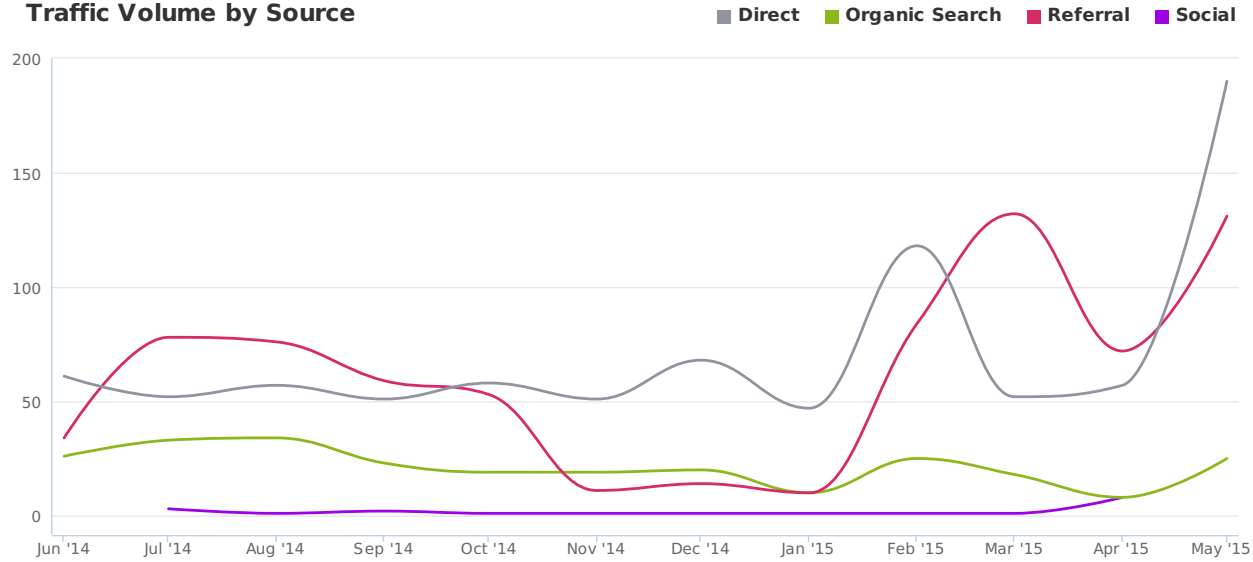
Paid vs. Organic Traffic



Traffic by Source



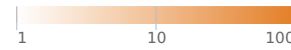
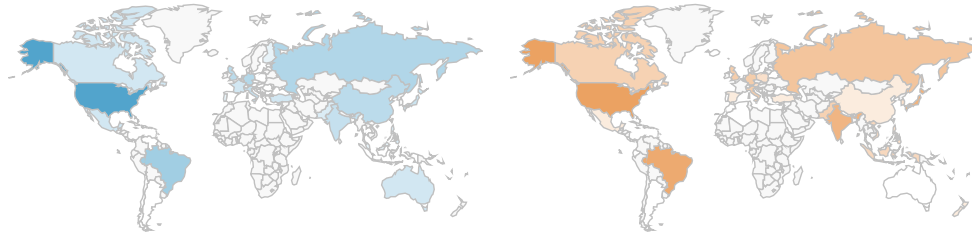
Traffic Volume by Source



Audience > Audience Geo Location (05/01/2015 - 05/31/2015)

May 01, 2015 - May 31, 2015

Mar 31, 2015 - Apr 30, 2015



Sessions

346 (▲95.48%)

% New Sessions

96.82% (▲8.46%)

New Users

335 (▲112.03%)

Bounce Rate

79.77% (▲0.85%)

Pages/Session

1.12 (▼16.25%)

Avg. Session Duration

0:00:22 (▼28.43%)

Goal Conversion Rate

0.00%






Goal Completions

0

Goal Value

\$0.00 (▲∞%)

	Country	Sessions	% New Sessions	New Users	Bounce Rate	Pages/Session	Avg. Session Duration	Goal Conversion Rate	Goal Completions	Goal Value
	🌐	=	=	=	=	=	=	=	=	=
	🇺🇸 United States	202 (▲621.43%)	99.01% (▲6.63%)	200 (▲669.23%)	82.67% (▼3.55%)	1.10 (▼3.40%)	0:00:30 (▲262.64%)	0.00%	0	\$0.00 (▲∞%)
	🇷🇺 Russia	11 (▲37.50%)	72.73% (▼3.03%)	8 (▲33.33%)	72.73% (▼3.03%)	1.27 (▼15.15%)	0:00:23 (▲739.67%)	0.00%	0	\$0.00 (▲∞%)
	🇩🇪 Germany	10 (▲66.67%)	100.00% (▲0.00%)	10 (▲66.67%)	50.00% (▼50.00%)	1.20 (▲20.00%)	0:00:05 (▲∞%)	0.00%	0	\$0.00 (▲∞%)
	🇳🇱 Netherlands	10 (▲900.00%)	100.00% (▲0.00%)	10 (▲900.00%)	100.00% (▲0.00%)	1.00 (▲0.00%)	0:00:00	0.00%	0	\$0.00 (▲∞%)
	🇨🇳 China	8 (▲300.00%)	100.00% (▲0.00%)	8 (▲300.00%)	75.00% (▲50.00%)	1.50 (▲0.00%)	0:00:38 (▲248.86%)	0.00%	0	\$0.00 (▲∞%)
	🇬🇧 United Kingdom	8 (▲33.33%)	75.00% (▼25.00%)	6 (▲0.00%)	87.50% (▲31.25%)	1.25 (▼25.00%)	0:00:05 (▼85.07%)	0.00%	0	\$0.00 (▲∞%)

	Italy	6 (▲0.00%)	100.00% (▲0.00%)	6 (▲0.00%)	83.33% (▼16.67%)	0.83 (▼16.67%)	0:00:00	0.00%	0	\$0.00 (▲∞%)
	Turkey	4 (▲100.00%)	75.00% (▼25.00%)	3 (▲50.00%)	50.00% (▼50.00%)	1.75 (▲75.00%)	0:00:19 (▲∞%)	0.00%	0	\$0.00 (▲∞%)
	Hong Kong	4 (▲∞%)	75.00% (▲∞%)	3 (▲∞%)	75.00% (▲∞%)	1.50 (▲∞%)	0:00:02 (▲∞%)	0.00%	0	\$0.00
	Mexico	4 (▲100.00%)	100.00% (▲0.00%)	4 (▲100.00%)	100.00% (▲0.00%)	1.00 (▲0.00%)	0:00:00	0.00%	0	\$0.00 (▲∞%)
	France	4 (▲∞%)	100.00% (▲∞%)	4 (▲∞%)	100.00% (▲∞%)	1.00 (▲∞%)	0:00:00	0.00%	0	\$0.00
	Australia	4 (▲300.00%)	100.00% (▲0.00%)	4 (▲300.00%)	100.00% (▲∞%)	1.00 (▼50.00%)	0:00:00 (▼100.00%)	0.00%	0	\$0.00 (▲∞%)
	Philippines	3 (▲0.00%)	66.67% (▼33.33%)	2 (▼33.33%)	66.67% (▲0.00%)	1.33 (▼33.33%)	0:00:00 (▼96.30%)	0.00%	0	\$0.00 (▲∞%)
	Finland	2 (▲∞%)	100.00% (▲∞%)	2 (▲∞%)	50.00% (▲∞%)	2.00 (▲∞%)	0:00:23 (▲∞%)	0.00%	0	\$0.00
	Portugal	2 (▲100.00%)	100.00% (▲0.00%)	2 (▲100.00%)	50.00% (▼50.00%)	1.50 (▲50.00%)	0:00:42 (▲∞%)	0.00%	0	\$0.00 (▲∞%)
	Malaysia	2 (▲100.00%)	100.00% (▲0.00%)	2 (▲100.00%)	50.00% (▼50.00%)	0.50 (▼50.00%)	0:00:00	0.00%	0	\$0.00 (▲∞%)
	Bosnia & Herzegovina	1 (▲∞%)	100.00% (▲∞%)	1 (▲∞%)	0.00%	3.00 (▲∞%)	0:05:06 (▲∞%)	0.00%	0	\$0.00
	Romania	1 (▲∞%)	100.00% (▲∞%)	1 (▲∞%)	0.00%	3.00 (▲∞%)	0:01:05 (▲∞%)	0.00%	0	\$0.00
	Estonia	1 (▲∞%)	100.00% (▲∞%)	1 (▲∞%)	0.00%	2.00 (▲∞%)	0:00:31 (▲∞%)	0.00%	0	\$0.00
	Venezuela	1 (▲∞%)	100.00% (▲∞%)	1 (▲∞%)	100.00% (▲∞%)	1.00 (▲∞%)	0:00:00	0.00%	0	\$0.00
	Thailand	1 (▲∞%)	100.00% (▲∞%)	1 (▲∞%)	100.00% (▲∞%)	1.00 (▲∞%)	0:00:00	0.00%	0	\$0.00
	Macedonia (FYROM)	1 (▲∞%)	100.00% (▲∞%)	1 (▲∞%)	100.00% (▲∞%)	1.00 (▲∞%)	0:00:00	0.00%	0	\$0.00
	Israel	1 (▲∞%)	100.00% (▲∞%)	1 (▲∞%)	100.00% (▲∞%)	1.00 (▲∞%)	0:00:00	0.00%	0	\$0.00
	Hungary	1 (▲∞%)	100.00% (▲∞%)	1 (▲∞%)	100.00% (▲∞%)	1.00 (▲∞%)	0:00:00	0.00%	0	\$0.00
	Greece	1 (▲∞%)	100.00% (▲∞%)	1 (▲∞%)	100.00% (▲∞%)	1.00 (▲∞%)	0:00:00	0.00%	0	\$0.00
	Georgia	1 (▲∞%)	100.00% (▲∞%)	1 (▲∞%)	100.00% (▲∞%)	1.00 (▲∞%)	0:00:00	0.00%	0	\$0.00
	Czech Republic	1 (▲∞%)	100.00% (▲∞%)	1 (▲∞%)	100.00% (▲∞%)	1.00 (▲∞%)	0:00:00	0.00%	0	\$0.00
	Chile	1 (▲∞%)	100.00% (▲∞%)	1 (▲∞%)	100.00% (▲∞%)	1.00 (▲∞%)	0:00:00	0.00%	0	\$0.00
	Bulgaria	1 (▲∞%)	100.00% (▲∞%)	1 (▲∞%)	100.00% (▲∞%)	1.00 (▲∞%)	0:00:00	0.00%	0	\$0.00
	Bangladesh	1 (▲∞%)	100.00% (▲∞%)	1 (▲∞%)	100.00% (▲∞%)	1.00 (▲∞%)	0:00:00	0.00%	0	\$0.00
	Argentina	1 (▲0.00%)	100.00% (▲0.00%)	1 (▲0.00%)	100.00% (▲0.00%)	1.00 (▲0.00%)	0:00:00	0.00%	0	\$0.00 (▲∞%)
	Sri Lanka	1 (▲∞%)	0.00%	0	100.00% (▲∞%)	1.00 (▲∞%)	0:00:00	0.00%	0	\$0.00
	Poland	1 (▼66.67%)	100.00% (▲0.00%)	1 (▼66.67%)	0.00% (▼100.00%)	5.00 (▲275.00%)	0:03:59 (▲5,021.43%)	0.00%	0	\$0.00 (▲∞%)
	Indonesia	1 (▼75.00%)	100.00% (▲0.00%)	1 (▼75.00%)	100.00% (▲0.00%)	1.00 (▲0.00%)	0:00:00	0.00%	0	\$0.00 (▲∞%)
	Austria	1 (▼66.67%)	100.00% (▲50.00%)	1 (▼50.00%)	100.00% (▲200.00%)	1.00 (▼40.00%)	0:00:00 (▼100.00%)	0.00%	0	\$0.00 (▲∞%)
	Spain	1 (▼50.00%)	100.00% (▲0.00%)	1 (▼50.00%)	0.00% (▼100.00%)	0.00 (▼100.00%)	0:00:00	0.00%	0	\$0.00 (▲∞%)
	Pakistan	3 (▼40.00%)	100.00% (▲66.67%)	3 (▲0.00%)	66.67% (▲233.33%)	1.33 (▼39.39%)	0:00:05 (▼90.68%)	0.00%	0	\$0.00 (▲∞%)
	Canada	4 (▼20.00%)	100.00% (▲0.00%)	4 (▼20.00%)	75.00% (▼6.25%)	1.25 (▼10.71%)	0:00:04 (▼98.72%)	0.00%	0	\$0.00 (▲∞%)
	Japan	5 (▼66.67%)	100.00% (▲114.29%)	5 (▼28.57%)	40.00% (▲0.00%)	0.40 (▼76.00%)	0:00:00 (▼100.00%)	0.00%	0	\$0.00 (▲∞%)
	India	6 (▼57.14%)	100.00% (▲27.27%)	6 (▼45.45%)	83.33% (▲16.67%)	1.17 (▼43.68%)	0:00:11 (▼69.01%)	0.00%	0	\$0.00 (▲∞%)
	(not set)	6 (▼60.00%)	100.00% (▲0.00%)	6 (▼60.00%)	33.33% (▼66.67%)	0.33 (▼66.67%)	0:00:00	0.00%	0	\$0.00 (▲∞%)
	Brazil	18 (▼14.29%)	100.00% (▲0.00%)	18 (▼14.29%)	94.44% (▼5.56%)	0.94 (▼5.56%)	0:00:00	0.00%	0	\$0.00 (▲∞%)